




Certificate of Health and Sanitation

It is hereby certified that EKLAVYA MODEL RESIDENTIAL SCHOOL, Lata is situated in Block- Pendra, District- Gaurella-Pendra-Marwahi (C.G.) This Institution is currently operating is 250 beds Hostel building tikarkala, Gaurella is having good sanitary and cleaning system of urinals and lavatory. It is being well maintained in good hygienic condition. The number of lavatory and urinals structured are sufficient and for about 420 children.

At the class rooms are well ventilated for fresh air. Surroundings of School premises are also being kept very neat and clean.

D. A. S. Seal

प्राचार्य
एकलव्य आदर्श आवासीय विद्यालय
लाटा पेण्ड्रा, जिला: गौरेला पेण्ड्रा मरवाही (छ.ग.)


Block Medical Officer
Seal and Signature
Distt. Gourella, Pendra, Marwahi (C.G.)


सहस्यक आयुक्त/सदस्य सचिव
एकलव्य आदर्श आवासीय
विद्यालय समिति
जिला-गौरेला पेण्ड्रा मरवाही (छ.ग.)

District Water Testing Laboratory

PUBLIC HEALTH ENGINEERING DEPARTMENT BILASPUR (C.G.)

District Bilaspur Block Chandrapur Village Lata
 (Code No.) 590010 (Code No.)

Particulars of Sample :


Details of Source & Location

- (i) Date of collection 08.04.2021 (i) Tubewell water
 (ii) Date of Sample receive in Lab. 08.04.2021 (ii)
 (iii) Date of analysis 08.04.2021 (iii)
 (iv) Reference (if any) Sample send to PHE Bilaspur (iv)
 (v) Sk. Jay Prakash Anand, Nitya, Lata, Dist. Bilaspur (v)

| S. No. | CHARACTERISTIC | UNIT | ACCEP-TABLE | CAUSE FOR REJECTION | RESULTS | | | | |
|----------|-------------------------------------|----------------------|------------------|---------------------|------------------|----|-----|----|---|
| | | | | | i | ii | iii | iv | v |
| A | <u>Physical Test</u> | | | | | | | | |
| 1. | Temperature | °C | - | - | | | | | |
| 2. | Turbidity | N.T.U. | 1.0 | 5.0 | 0.98 | | | | |
| 3. | Colour | Pt. Cobalt Scale | 5.0 | 25 | | | | | |
| 4. | Test & Odour | - | Unobjec-tionable | Objecti-onable | Unobje-ctionable | | | | |
| B | <u>Chemical Test</u> | | | | | | | | |
| 5. | p ^H | p ^H Scale | 7.0 to 8.5 | <6.5 or >9.2 | 7.01 | | | | |
| 6. | Conductivity | Micromh os/cm | - | - | 0.34 | | | | |
| 7. | Total (M.O.) Alkalinity | mg/l | 200 | 600 | 153.23 | | | | |
| 8. | Chlorides | mg/l | 250 | 1000 | 09.64 | | | | |
| 9. | Nitrates | mg/l | 10 | 45 | - | | | | |
| 10. | Sulphate | mg/l | 200 | 400 | - | | | | |
| 11. | Total Hardness as CaCO ₃ | mg/l | 200 | 600 | 108.90 | | | | |
| 12. | Calcium (as ca) | mg/l | 75 | 200 | 22.17 | | | | |
| 13. | Magnesium (as mg) | mg/l | 30 | 150 | 12.84 | | | | |
| 14. | Total Dissolved Solids | mg/l | 500 | 1500 | 204 | | | | |
| 15. | Iron (Fe) | mg/l | 0.3 | 1.0 | 0.30 | | | | |
| 16. | Fluorides | mg/l | 1.0 | 1.5 | 0.389 | | | | |
| 17. | Residual Chlorine | ppm | - | - | Nil | | | | |
| 18. | Coagulant Dose | mg/l | - | - | - | | | | |
| | Jar Tests | | | | | | | | |
| C | <u>Bacteriological Test</u> | | | | | | | | |
| 19. | Coliform Organisms at 37°C | MPN (12x) 100ml | 24 Hr. 48Hr. | - | Nil | | | | |
| 20. | Faecal Coliform | per 100ml | | - | Nil | | | | |
| D | <u>Other Test</u> | | | | | | | | |
| | (i) | | | | | | | | |
| | (ii) | | | | | | | | |

Remarks Tested Parameters are within permissible limit.

Tested By : [Signature]



[Signature]
 Assistant Engineer
 P.H.E. Sub Division

[Signature]
 प्रमुख
 एकलव्य आदर्श आवासीय विद्यालय
 लाटा पेठ, जिला- गोरिला पेठ, मरवाही (छ.ग.)

सहायक आयुक्त/सदस्य सचिव
 एकलव्य आदर्श आवासीय
 विद्यालय समिति
 जिला-गोरिला पेठ, मरवाही (छ.ग.)